

Car Sharing

Project User Manual

version 1.0

17.04.2015

Prepared by: Martin Brehhov

Project Supervisor: Joseph Kehoe

Contents

Introduction	3
Pre-Requirements	3
Usability Steps	4
Start the App	4
Messages	7

Introduction

“Car Sharing” app is application for road Hitchhikers and Drivers, helping them to meet each other based heavily on geo locations. This document is showing how to use App. Link to the video is added at the end of the document.

Pre-Requirements

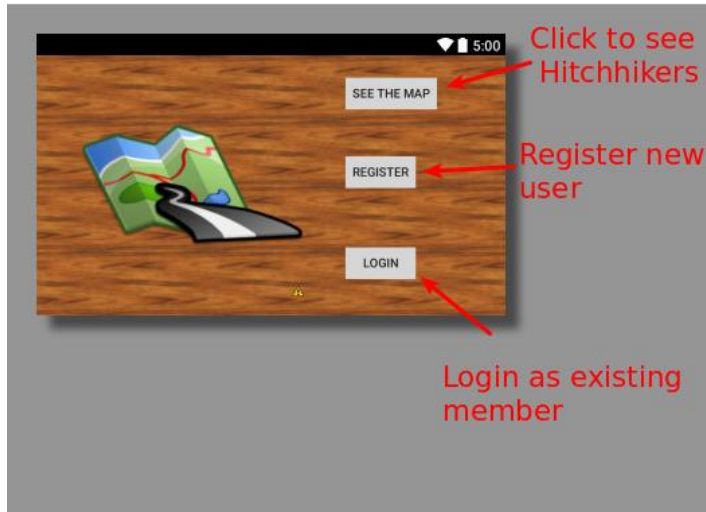
To enjoy full functionality of the App, make sure you have internet connection and GPS service active.

ex.

1. Go to Android phone settings
2. find “personal” section
3. Tap “Location service” (in our case GPS services) to be ON

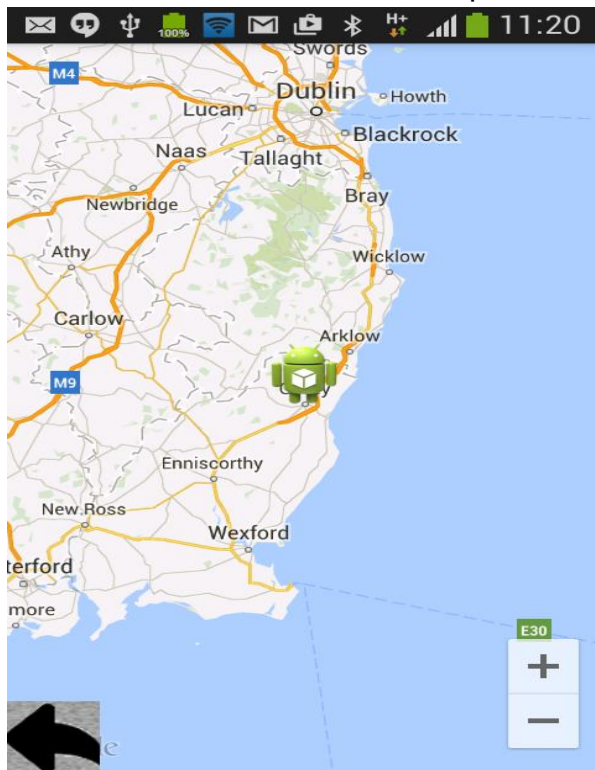
Usability Steps

Start the App

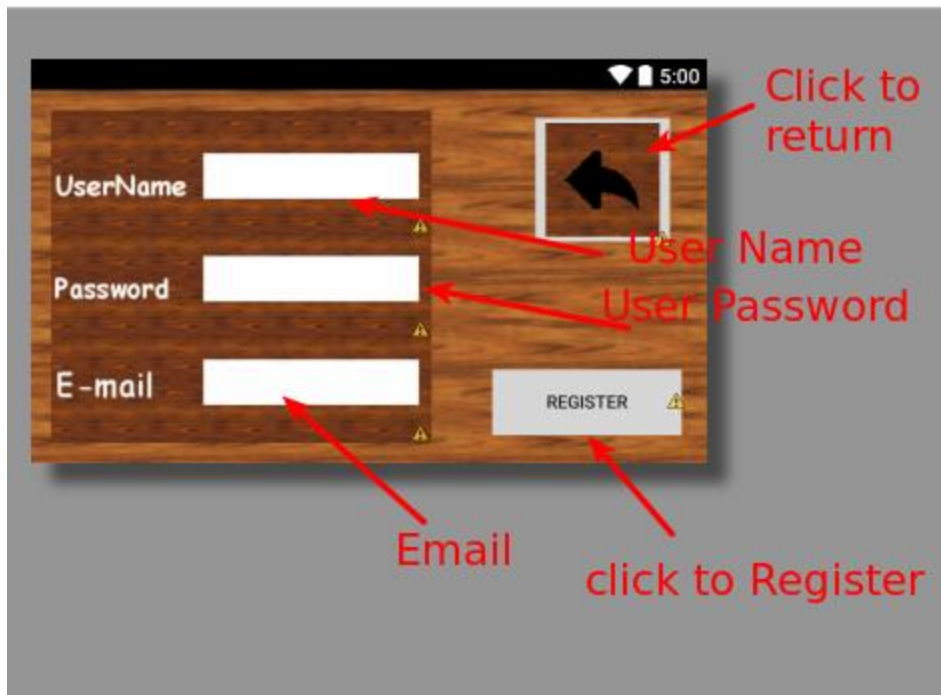


When app starts ,user can select option “See the Map” to find out about who are at the moment on the road. Click “See the Map”.

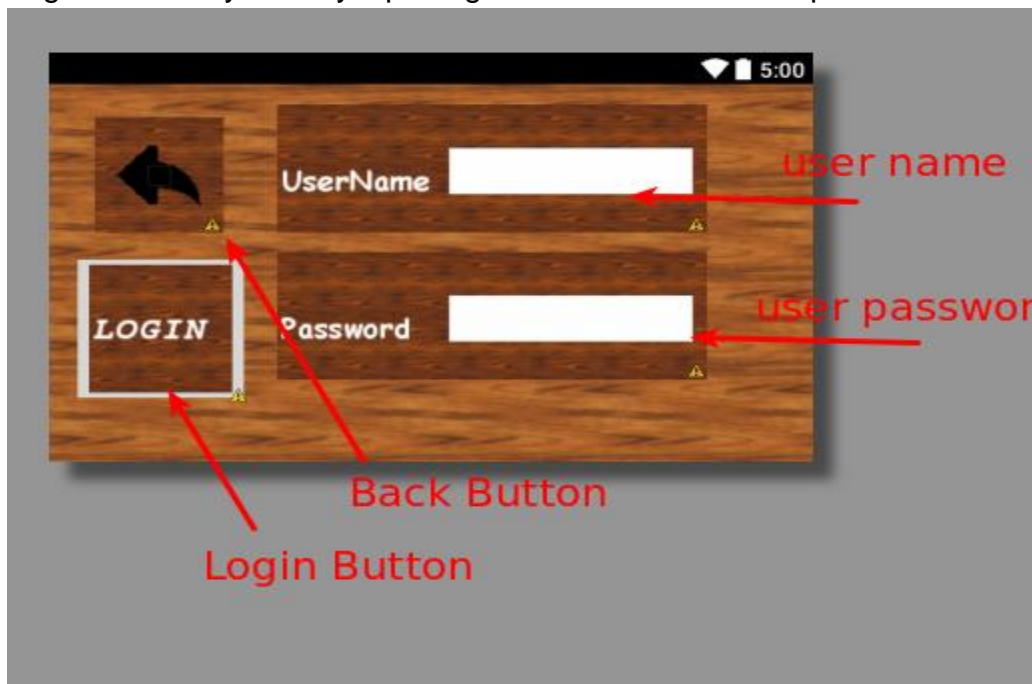
You will see someone on the map. Names are hidden.



If you want to contact with anybody , you need to login or register .
Registration is straightforward with entering your username,email and password.
Server side will make sure that the user is unique.



Login into the system by inputting correct username and password.

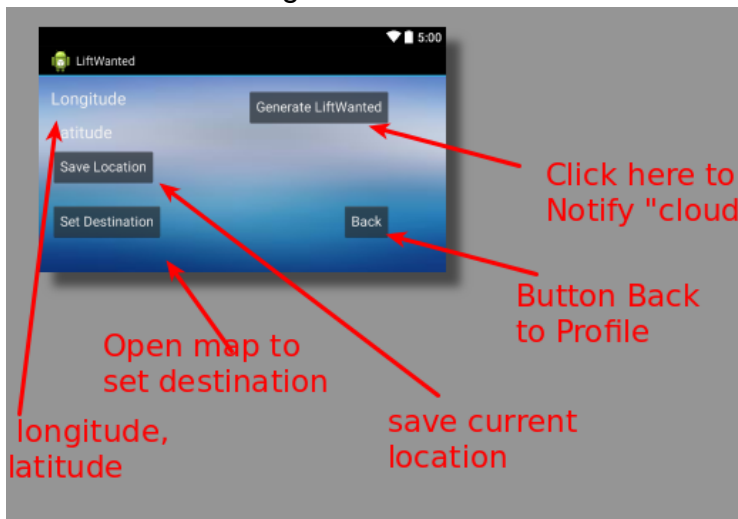


When you are logged in , you are redirected into Profile activity.



User Profile has several options. It depends on the user's needs. When the user is a Hitchhiker (see the radio button above), the "Lift offered" button appears disabled and vice versa when the user chooses the Driver radio button, the "Lift Wanted" button becomes disabled.

Lift Wanted can be generated when GPS location and destination coordinates are set.



When everything goes smoothly without network errors - You will be redirected back to Profile. Where you can check periodically your messages.

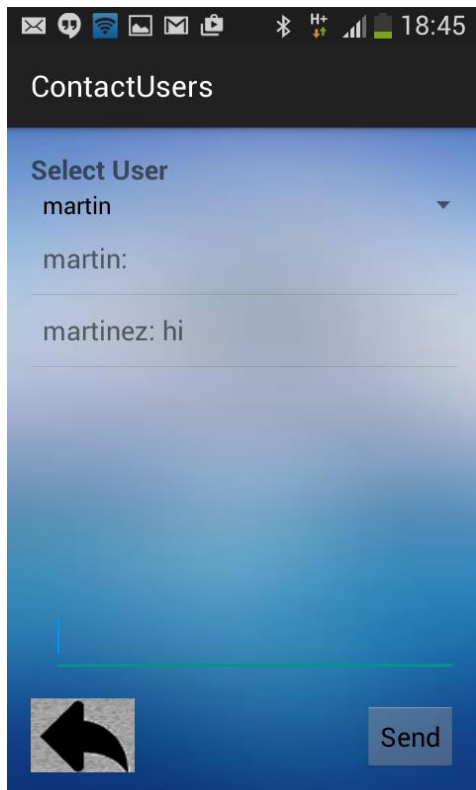
Messages

Click the Message symbol from Profile



and proceed into contact User's screen, where you can select any user and send them message.

If you are Hitchhiker You can only see those users who actually send you something first.



If you are Driver, you have an option to select new user for contact. Selection is done When you offer lift from Profile.

